„Evolution von Platz“

Ein Buch von EL BAKRY Nesrin.

Das Werkzeug
&
Material

…wie, was & womit
kann die Hand alles
erschaffen

1. Notizen




2. Fotografieren

3. Fotografien ausschneiden



3. Fotografien sortieren

4. Archivkarteien sortieren und erstellen



5. Blätter für das Buch falten





6. Papier zuschneiden






7. Papier & Fotografien in Café tränken

7. Café-Blätter Varianten

8. Papierblöcke lochen






9. Fotos in Café tränken



10. Buch binden






11. Buch mit Bildern & Texten bekleben




Das Ergebnis – Das Werk

Inhalt

1. Buch mit Fotografien und Prosa/ Lyrik Texten

2. Archivmaterial

3. Video (Vortrag einiger Texte aus dem Buch)

1. Kapitel – Seht mich an!







2. Kapitel – Helft mir!







3. Kapitel – mehr Platz!



Rahmen

…. Symbolisieren das Problem. Sie sollen zum Denken anregen. Jede/ Jeder kann es unterschiedlich auffassen & interpretieren.

eingequetscht

Leerstand





Natur/
Straßenraum

Archivmaterial

Archivmaterial

Inhalt

3 Karteien-Blöcke

blau_1080 (Humanic Domenig)
grün_1100 (Zentralsparkasse)
rot_1030 (T-Center)

Gliederung der Überthemen

A_Eingequetscht
B_Leerstand

Karteifarben

Leerstand, Umbau, Umnutzung, Zubau/ Erweiterung, Abriss, Natur/ Straßenraum

Bezirk 1030
Umgebung: T-Center
Block: eingequetscht
Nr. 43-57



Nummerierung
_ Leitsystem



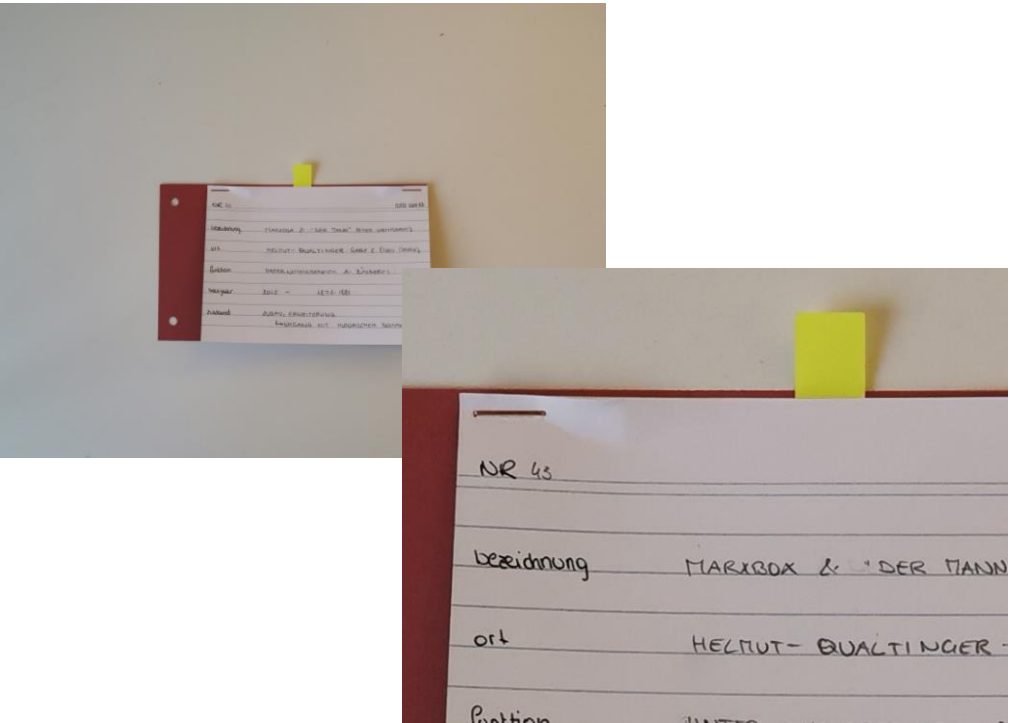



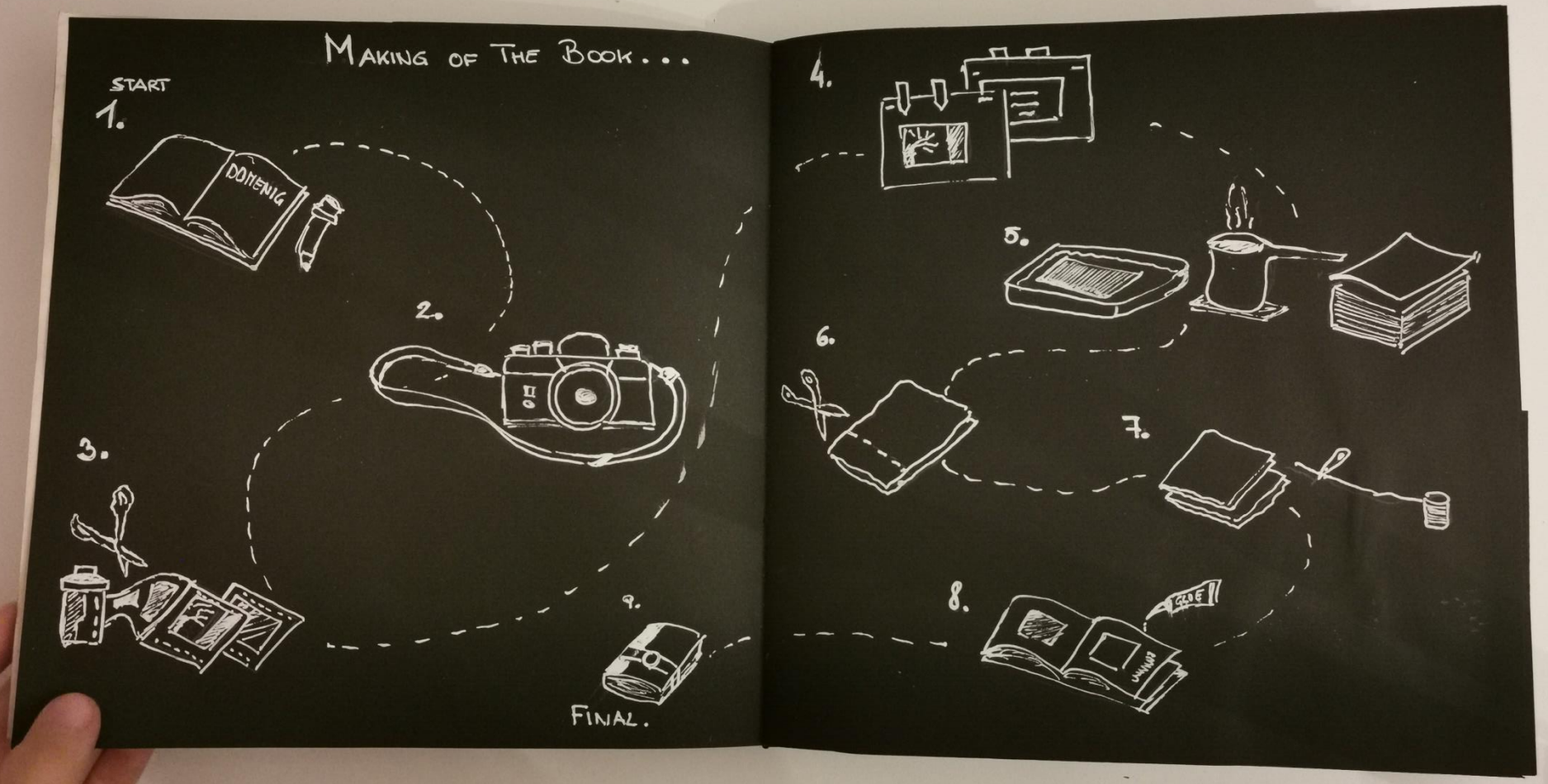
MAKING OF THE BOOK...
START
1.
DOMENIG
2.
3.
4.
5.
6.
7.
8.
9.
FINAL.

Wie viel kann die Hand verändern, bewirken & erschaffen …